

HOW TO

Investigate Spy fingerprints



SPY


ESPIONAGE IN AUSTRALIA

YOU WILL NEED



- clear sticky tape
- plain paper
- lead pencil
- magnifying glass

DIRECTIONS

1. Scribble a square of pencil on a piece of paper. Place your thumb in the square.



2. Then press your thumb on to a small piece of sticky tape. Peel off the tape and place it on a sheet of paper. There is your thumb print.



3. Have others in your family do the same thing and put all the fingerprints together on one sheet of paper. Use your magnifying glass to see if you can identify which print is yours and which you can match to your family members.

